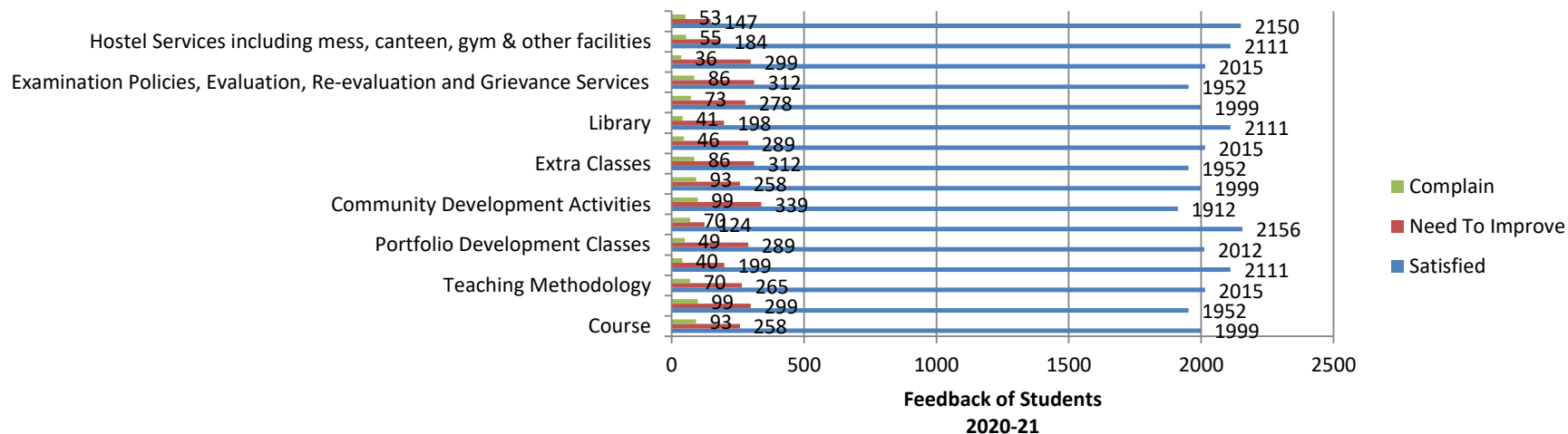


JAYOTI VIDYAPEETH WOMEN'S UNIVERSITY, JAIPUR

Feedback by the Stakeholders (Teachers, Students, Alumni & Employers)

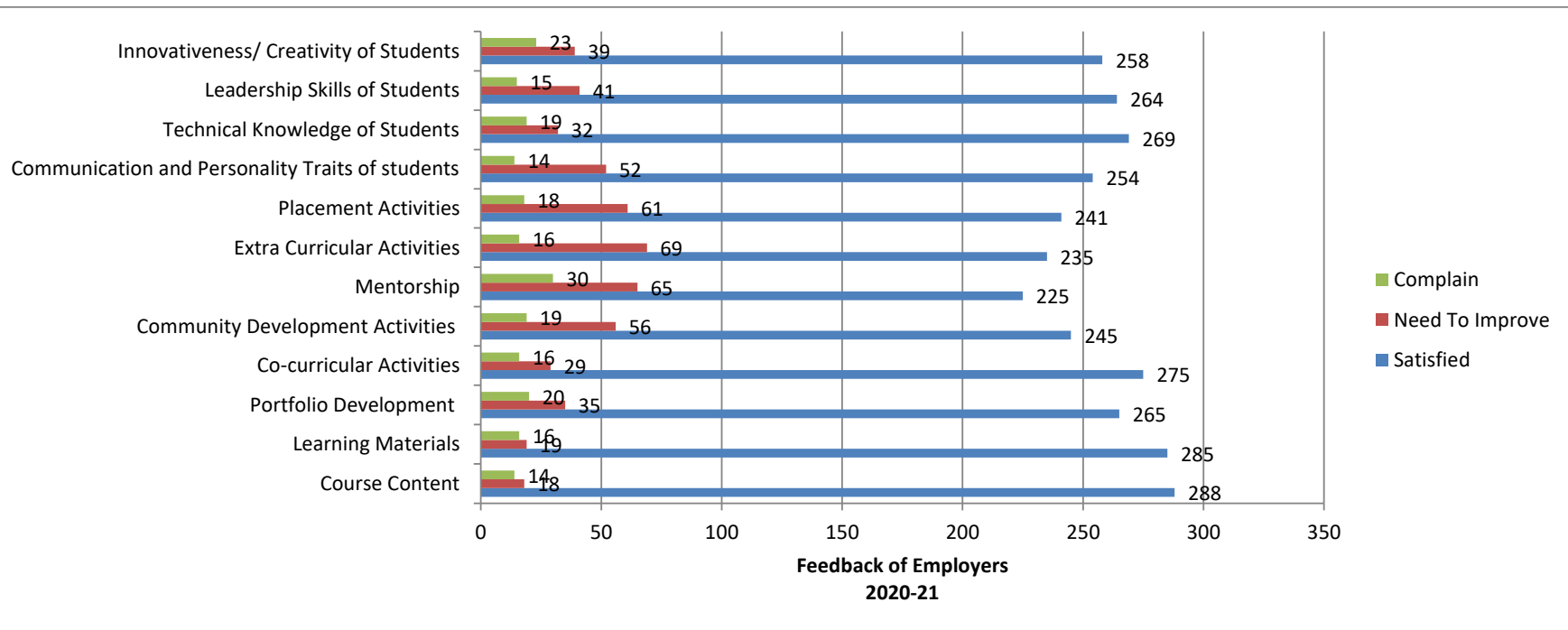
Students Feedback for 2020-21

S.no	Feedback For	Satisfied	Need To Improve	Complain	Total Students
1	Course	1999	258	93	2350
2	Program	1952	299	99	2350
3	Teaching Methodology	2015	265	70	2350
4	Learning Materials	2111	199	40	2350
5	Portfolio Development Classes	2012	289	49	2350
6	Co-curricular Activities	2156	124	70	2350
7	Community Development Activities	1912	339	99	2350
8	Extra Curricular Activities	1999	258	93	2350
9	Extra Classes	1952	312	86	2350
10	Mentorship	2015	289	46	2350
11	Library	2111	198	41	2350
12	Placement Activities	1999	278	73	2350
13	Examination Policies, Evaluation, Re-evaluation and Grievance Services	1952	312	86	2350
14	Behaviour of Academic Staff	2015	299	36	2350
15	Hostel Services including mess, canteen, gym & other facilities	2111	184	55	2350
16	Transport Service	2150	147	53	2350
	Total Participants				



Employers Feedback for 2020-21

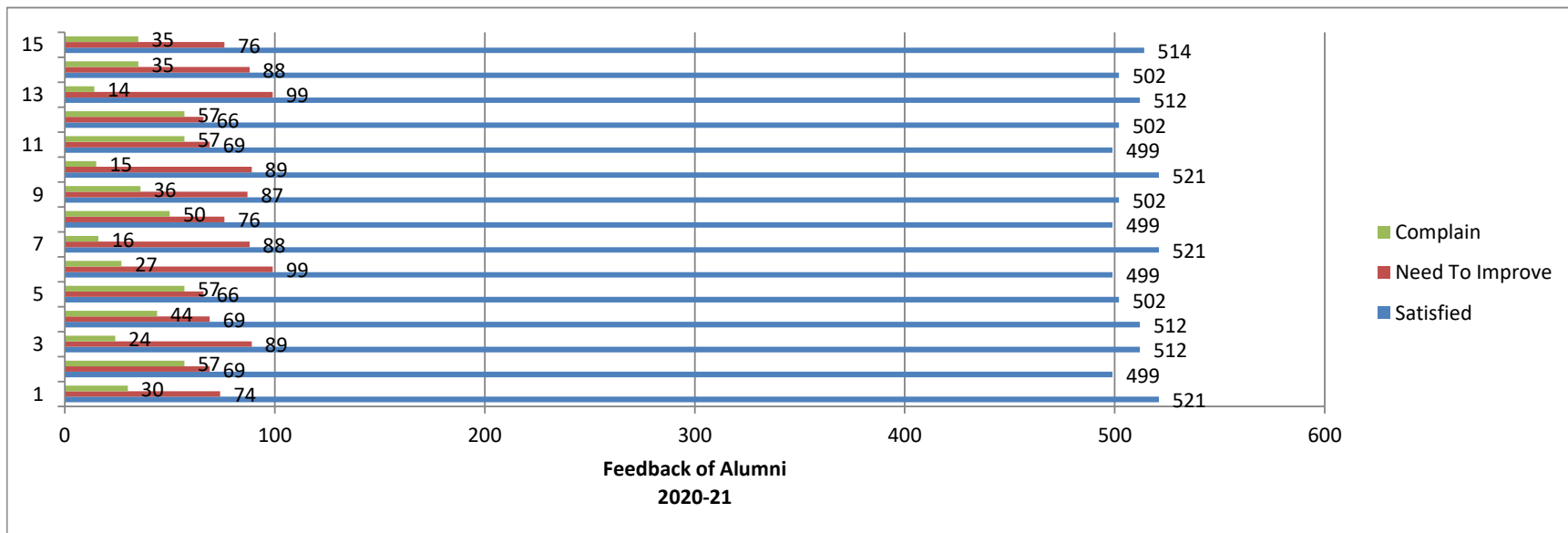
S.no	Feedback For	Satisfied	Need To Improve	Complain	Total Employers
1	Course Content	288	18	14	320
2	Learning Materials	285	19	16	320
3	Portfolio Development	265	35	20	320
4	Co-curricular Activities	275	29	16	320
5	Community Development Activities	245	56	19	320
6	Mentorship	225	65	30	320
7	Extra Curricular Activities	235	69	16	320
8	Placement Activities	241	61	18	320
9	Communication and Personality Traits of students	254	52	14	320
10	Technical Knowledge of Students	269	32	19	320
11	Leadership Skills of Students	264	41	15	320
12	Innovativeness/ Creativity of Students	258	39	23	320
	Total Participants				



Alumni Feedback for 2020-21

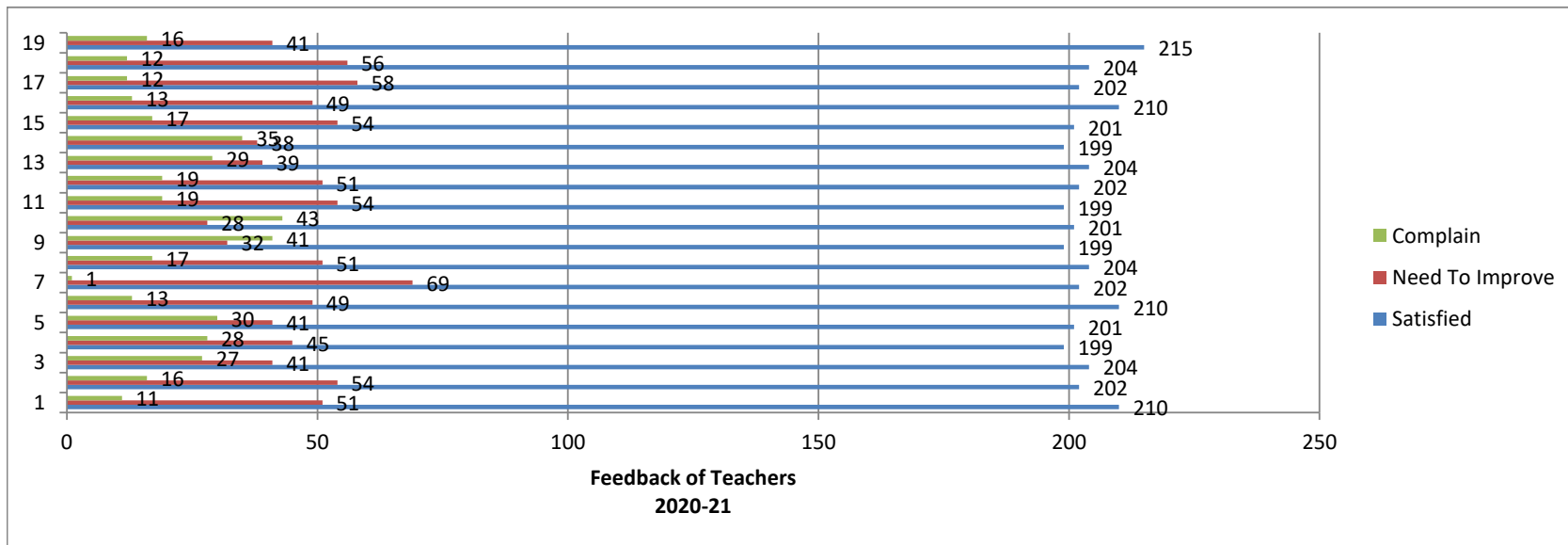
S.no	Feedback For	Satisfied	Need To Improve	Complain	Total Employers
------	--------------	-----------	-----------------	----------	-----------------

1	Course Content	521	74	30	625
2	Teaching Methodology	499	69	57	625
3	Learning Materials	512	89	24	625
4	Portfolio Development	512	69	44	625
5	Co-curricular Activities	502	66	57	625
6	Community Development Activities	499	99	27	625
7	Extra Curricular Activities	521	88	16	625
8	Personality Development	499	76	50	625
9	Mentorship	502	87	36	625
10	Library	521	89	15	625
11	Placement Activities	499	69	57	625
12	Examination System	502	66	57	625
13	Behaviour of Staff	512	99	14	625
14	Alumni Association Activities	502	88	35	625
15	Alumni Engagement	514	76	35	625
	Total Participants				



Teachers Feedback for 2020-21					
S.no	Feedback For	Satisfied	Need To Improve	Complain	Total Employers
1	Program & Course Outcome	210	51	11	272

2	Teaching Methodology	202	54	16	272
3	Learning Materials	204	41	27	272
4	Academic Profile	199	45	28	272
5	Portfolio Development Classes	201	41	30	272
6	Co-curricular Activities	210	49	13	272
7	Community Development Activities	202	69	1	272
8	Extra Curricular Activities	204	51	17	272
9	Extra Classes	199	32	41	272
10	Mentorship	201	28	43	272
11	Library	199	54	19	272
12	Placement Activities	202	51	19	272
13	Behaviour of Academic Staff	204	39	29	272
14	Residential Services	199	38	35	272
15	Course relevancy to Industry	201	54	17	272
16	Freedom to adopt latest technology in teaching-learning	210	49	13	272
17	Research Support	202	58	12	272
18	Staff welfare schemes	204	56	12	272
19	Participation in Course development	215	41	16	272
	Total Participants				



2628

2350

