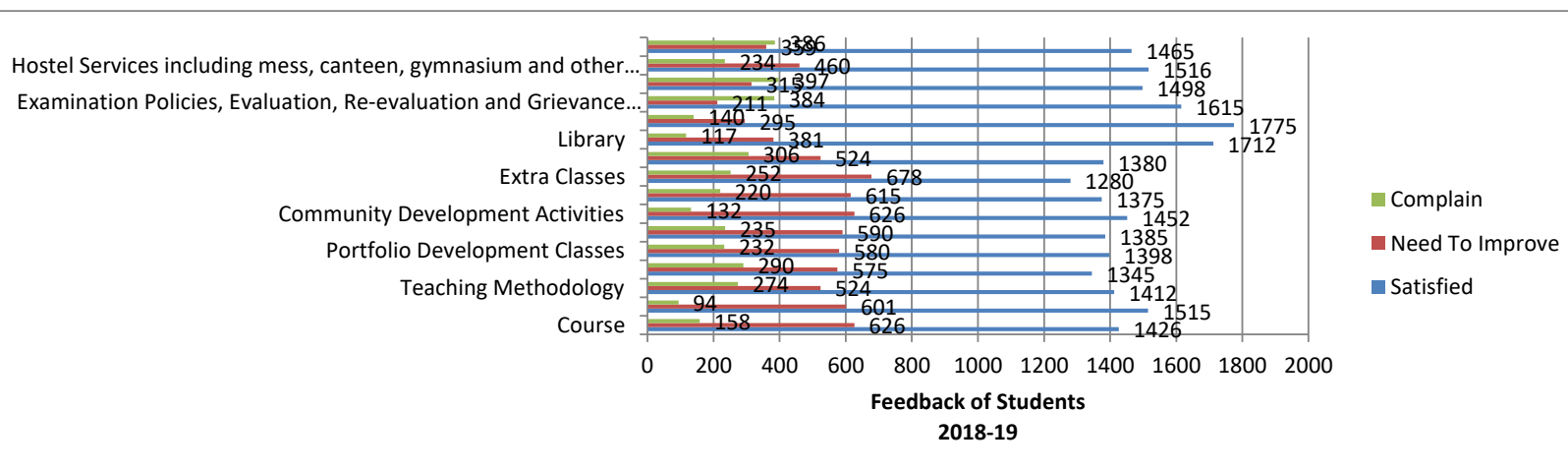


JAYOTI VIDYAPEETH WOMEN'S UNIVERSITY, JAIPUR

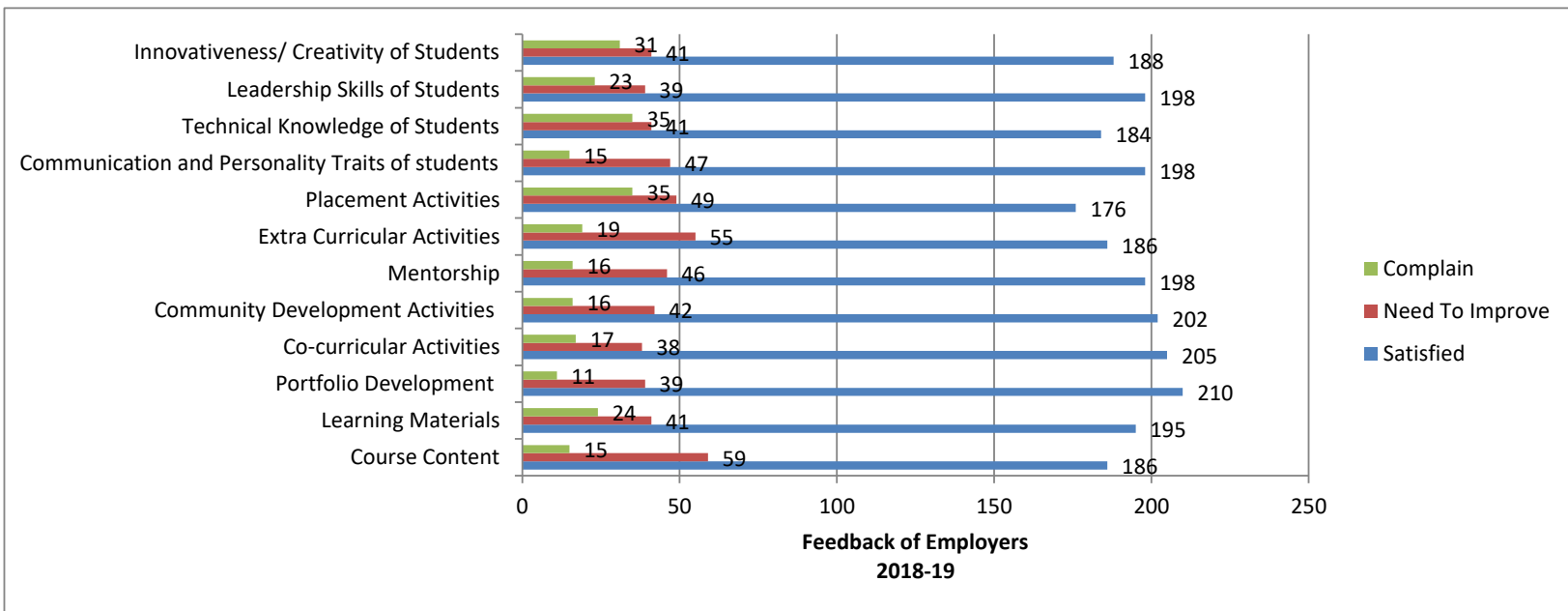
Feedback by the Stakeholders (Teachers, Students, Alumni & Employers)

Students Feedback for 2018-19

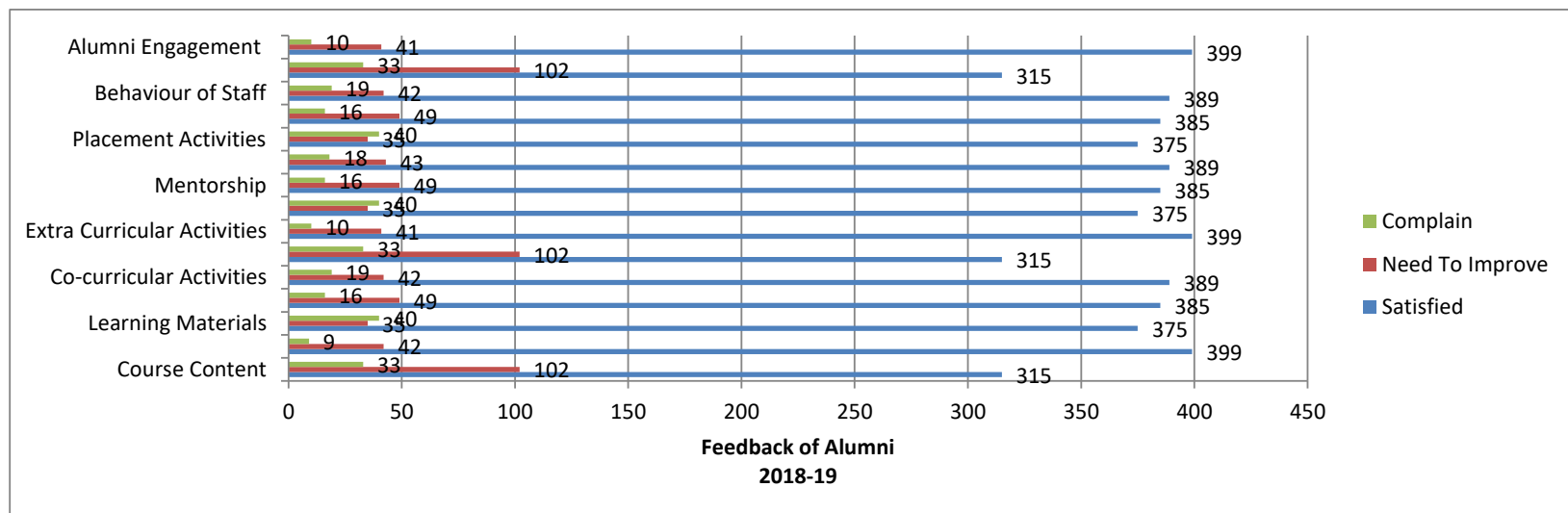
S.No.	Feedback For	Satisfied	Need To Improve	Complain	Total Students
1	Course	1426	626	158	2210
2	Program	1515	601	94	2210
3	Teaching Methodology	1412	524	274	2210
4	Learning Materials	1345	575	290	2210
5	Portfolio Development Classes	1398	580	232	2210
6	Co-curricular Activities	1385	590	235	2210
7	Community Development Activities	1452	626	132	2210
8	Extra Curricular Activities	1375	615	220	2210
9	Extra Classes	1280	678	252	2210
10	Mentorship	1380	524	306	2210
11	Library	1712	381	117	2210
12	Placement Activities	1775	295	140	2210
13	Examination Policies, Evaluation, Re-evaluation and Grievance Services	1615	211	384	2210
14	Behaviour of Academic Staff	1498	315	397	2210
15	Hostel Services including mess, canteen, gymnasium and other facilities	1516	460	234	2210
16	Transport Service	1465	359	386	2210
	Total Participants				2210



Employers Feedback for 2018-19					
S.No.	Feedback For	Satisfied	Need To Improve	Complain	Total Employers
1	Course Content	186	59	15	260
2	Learning Materials	195	41	24	260
3	Portfolio Development	210	39	11	260
4	Co-curricular Activities	205	38	17	260
5	Community Development Activities	202	42	16	260
6	Mentorship	198	46	16	260
7	Extra Curricular Activities	186	55	19	260
8	Placement Activities	176	49	35	260
9	Communication and Personality Traits of students	198	47	15	260
10	Technical Knowledge of Students	184	41	35	260
11	Leadership Skills of Students	198	39	23	260
12	Innovativeness/ Creativity of Students	188	41	31	260
	Total Participants				260



Alumni Feedback for 2018-19					
S.No.	Feedback For	Satisfied	Need To Improve	Complain	Total Alumni
1	Course Content	315	102	33	450
2	Teaching Methodology	399	42	9	450
3	Learning Materials	375	35	40	450
4	Portfolio Development	385	49	16	450
5	Co-curricular Activities	389	42	19	450
6	Community Development Activities	315	102	33	450
7	Extra Curricular Activities	399	41	10	450
8	Personality Development	375	35	40	450
9	Mentorship	385	49	16	450
10	Library	389	43	18	450
11	Placement Activities	375	35	40	450
12	Examination System	385	49	16	450
13	Behaviour of Staff	389	42	19	450
14	Alumni Association Activities	315	102	33	450
15	Alumni Engagement	399	41	10	450
	Total Participants				



Teachers Feedback for 2018-19					
S.No.	Feedback For	Satisfied	Need To Improve	Complain	Total Teachers
1	Program & Course Outcome	201	88	11	300
2	Teaching Methodology	215	68	17	300
3	Learning Materials	210	56	34	300
4	Academic Profile	238	42	20	300
5	Portfolio Development Classes	189	96	15	300
6	Co-curricular Activities	199	75	26	300
7	Community Development Activities	198	69	33	300
8	Extra Curricular Activities	198	57	45	300
9	Extra Classes	201	56	43	300
10	Mentorship	215	42	43	300
11	Library	210	80	10	300
12	Placement Activities	216	68	16	300
13	Behaviour of Academic Staff	225	59	16	300
14	Residential Services	210	59	31	300
15	Course relevancy to Industry	198	69	33	300
16	Freedom to adopt latest technology in teaching-learning	198	57	45	300
17	Research Support	215	56	29	300
18	Staff welfare schemes	210	42	48	300
19	Participation in Course development	238	37	25	300
	Total Participants				

