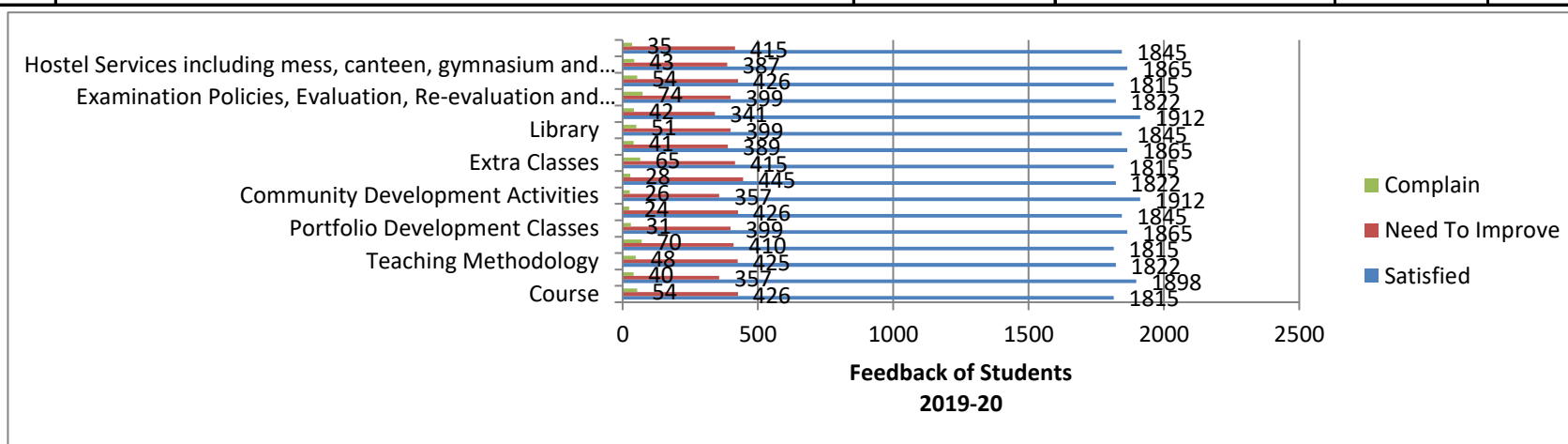


JAYOTI VIDYAPEETH WOMEN'S UNIVERSITY, JAIPUR

Feedback by the Stakeholders (Teachers, Students, Alumni & Employers)

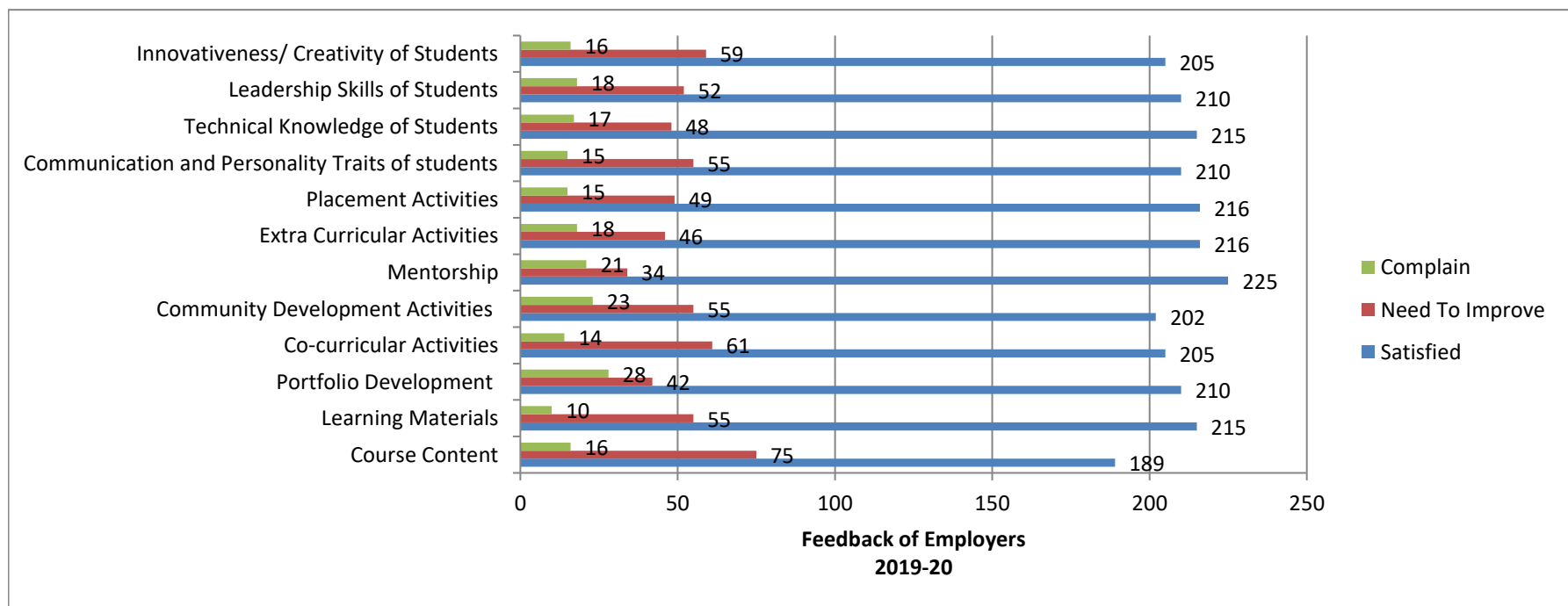
Students Feedback for 2019-20

| S.No | Feedback For | Satisfied | Need To Improve | Complain | Total Students |
|------|---|-----------|-----------------|----------|----------------|
| 1 | Course | 1815 | 426 | 54 | 2295 |
| 2 | Program | 1898 | 357 | 40 | 2295 |
| 3 | Teaching Methodology | 1822 | 425 | 48 | 2295 |
| 4 | Learning Materials | 1815 | 410 | 70 | 2295 |
| 5 | Portfolio Development Classes | 1865 | 399 | 31 | 2295 |
| 6 | Co-curricular Activities | 1845 | 426 | 24 | 2295 |
| 7 | Community Development Activities | 1912 | 357 | 26 | 2295 |
| 8 | Extra Curricular Activities | 1822 | 445 | 28 | 2295 |
| 9 | Extra Classes | 1815 | 415 | 65 | 2295 |
| 10 | Mentorship | 1865 | 389 | 41 | 2295 |
| 11 | Library | 1845 | 399 | 51 | 2295 |
| 12 | Placement Activities | 1912 | 341 | 42 | 2295 |
| 13 | Examination Policies, Evaluation, Re-evaluation and Grievance Services | 1822 | 399 | 74 | 2295 |
| 14 | Behaviour of Academic Staff | 1815 | 426 | 54 | 2295 |
| 15 | Hostel Services including mess, canteen, gymnasium and other facilities | 1865 | 387 | 43 | 2295 |
| 16 | Transport Service | 1845 | 415 | 35 | 2295 |
| | Total Participants | | | | |



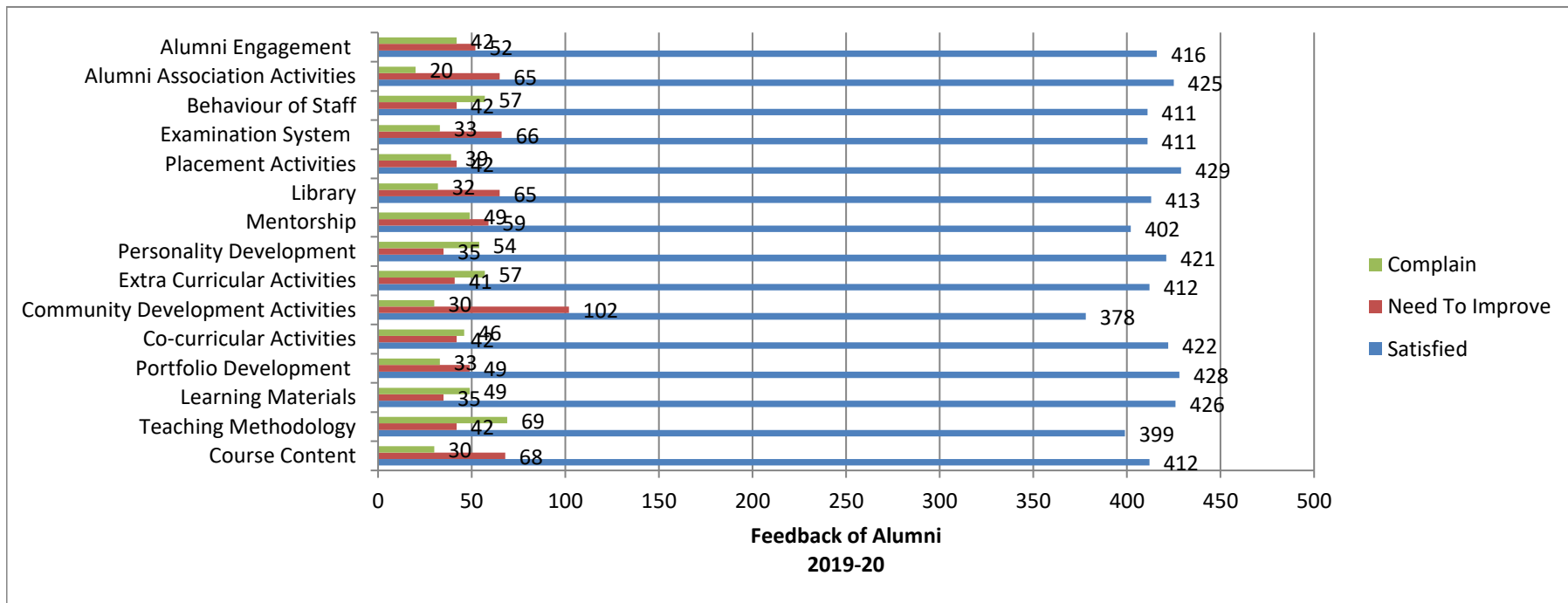
Employers Feedback for 2019-20

| S.no | Feedback For | Satisfied | Need To Improve | Complain | Total Employers |
|------|--|-----------|-----------------|----------|-----------------|
| 1 | Course Content | 189 | 75 | 16 | 280 |
| 2 | Learning Materials | 215 | 55 | 10 | 280 |
| 3 | Portfolio Development | 210 | 42 | 28 | 280 |
| 4 | Co-curricular Activities | 205 | 61 | 14 | 280 |
| 5 | Community Development Activities | 202 | 55 | 23 | 280 |
| 6 | Mentorship | 225 | 34 | 21 | 280 |
| 7 | Extra Curricular Activities | 216 | 46 | 18 | 280 |
| 8 | Placement Activities | 216 | 49 | 15 | 280 |
| 9 | Communication and Personality Traits of students | 210 | 55 | 15 | 280 |
| 10 | Technical Knowledge of Students | 215 | 48 | 17 | 280 |
| 11 | Leadership Skills of Students | 210 | 52 | 18 | 280 |
| 12 | Innovativeness/ Creativity of Students | 205 | 59 | 16 | 280 |
| | Total Participants | | | | |



Alumni Feedback for 2019-20

| S.no | Feedback For | Satisfied | Need To Improve | Complain | Total Alumni |
|------|----------------------------------|-----------|-----------------|----------|--------------|
| 1 | Course Content | 412 | 68 | 30 | 510 |
| 2 | Teaching Methodology | 399 | 42 | 69 | 510 |
| 3 | Learning Materials | 426 | 35 | 49 | 510 |
| 4 | Portfolio Development | 428 | 49 | 33 | 510 |
| 5 | Co-curricular Activities | 422 | 42 | 46 | 510 |
| 6 | Community Development Activities | 378 | 102 | 30 | 510 |
| 7 | Extra Curricular Activities | 412 | 41 | 57 | 510 |
| 8 | Personality Development | 421 | 35 | 54 | 510 |
| 9 | Mentorship | 402 | 59 | 49 | 510 |
| 10 | Library | 413 | 65 | 32 | 510 |
| 11 | Placement Activities | 429 | 42 | 39 | 510 |
| 12 | Examination System | 411 | 66 | 33 | 510 |
| 13 | Behaviour of Staff | 411 | 42 | 57 | 510 |
| 14 | Alumni Association Activities | 425 | 65 | 20 | 510 |
| 15 | Alumni Engagement | 416 | 52 | 42 | 510 |
| | Total Participants | | | | |



Teachers Feedback for 2019-20

| S.no | Feedback For | Satisfied | Need To Improve | Complain | Total Teachers |
|------|---|-----------|-----------------|----------|----------------|
| 1 | Program & Course Outcome | 195 | 68 | 17 | 280 |
| 2 | Teaching Methodology | 199 | 65 | 16 | 280 |
| 3 | Learning Materials | 225 | 41 | 14 | 280 |
| 4 | Academic Profile | 238 | 35 | 7 | 280 |
| 5 | Portfolio Development Classes | 201 | 41 | 38 | 280 |
| 6 | Co-curricular Activities | 199 | 61 | 20 | 280 |
| 7 | Community Development Activities | 198 | 69 | 13 | 280 |
| 8 | Extra Curricular Activities | 199 | 51 | 30 | 280 |
| 9 | Extra Classes | 225 | 32 | 23 | 280 |
| 10 | Mentorship | 238 | 28 | 14 | 280 |
| 11 | Library | 199 | 71 | 10 | 280 |
| 12 | Placement Activities | 225 | 41 | 14 | 280 |
| 13 | Behaviour of Academic Staff | 225 | 39 | 16 | 280 |
| 14 | Residential Services | 238 | 29 | 13 | 280 |
| 15 | Course relevancy to Industry | 201 | 66 | 13 | 280 |
| 16 | Freedom to adopt latest technology in teaching-learning | 199 | 65 | 16 | 280 |
| 17 | Research Support | 198 | 64 | 18 | 280 |
| 18 | Staff welfare schemes | 199 | 56 | 25 | 280 |
| 19 | Participation in Course development | 238 | 32 | 10 | 280 |
| | Total Participants | | | | |

