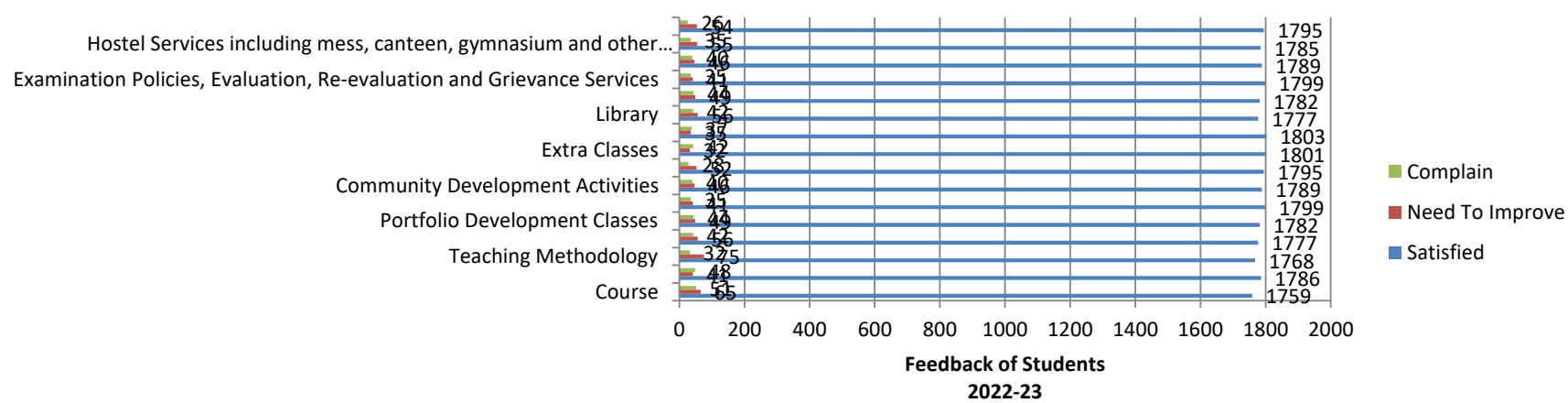


JAYOTI VIDYAPEETH WOMEN'S UNIVERSITY, JAIPUR

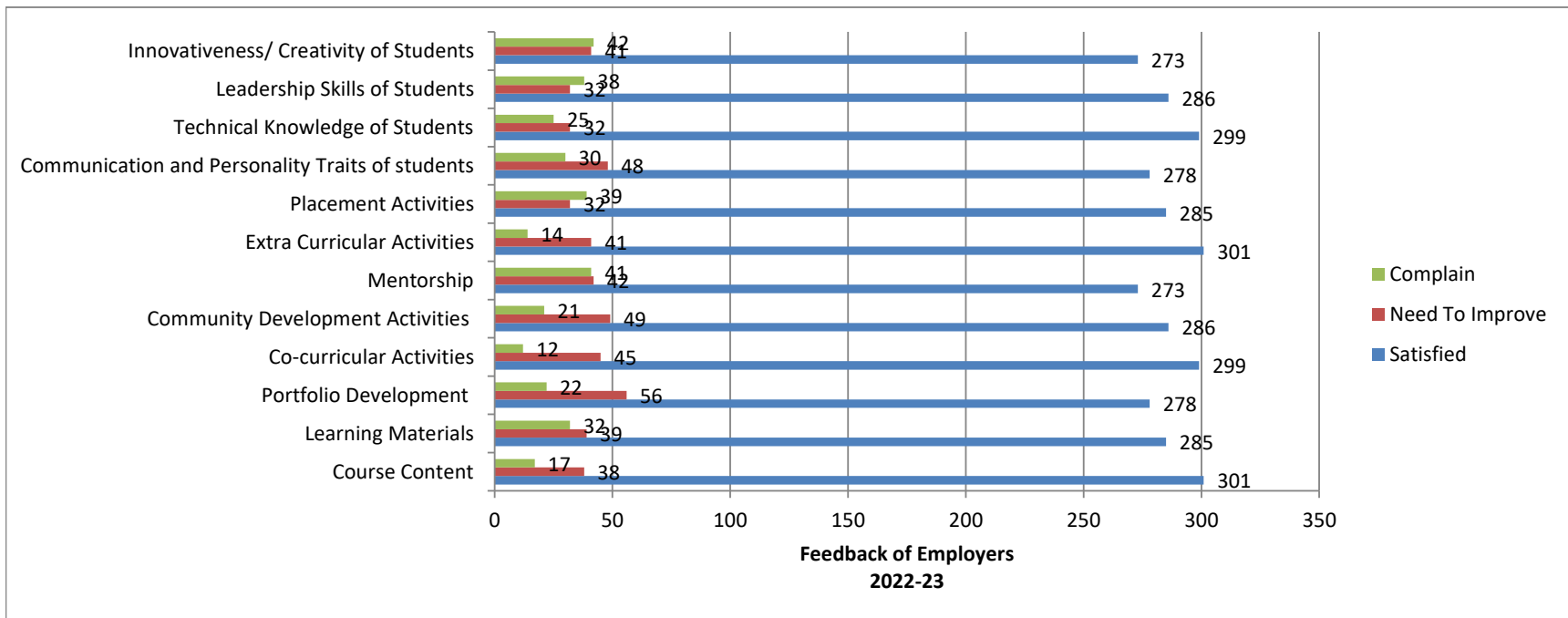
Feedback by the Stakeholders (Teachers, Students, Alumni & Employers)

Students Feedback for 2022-23

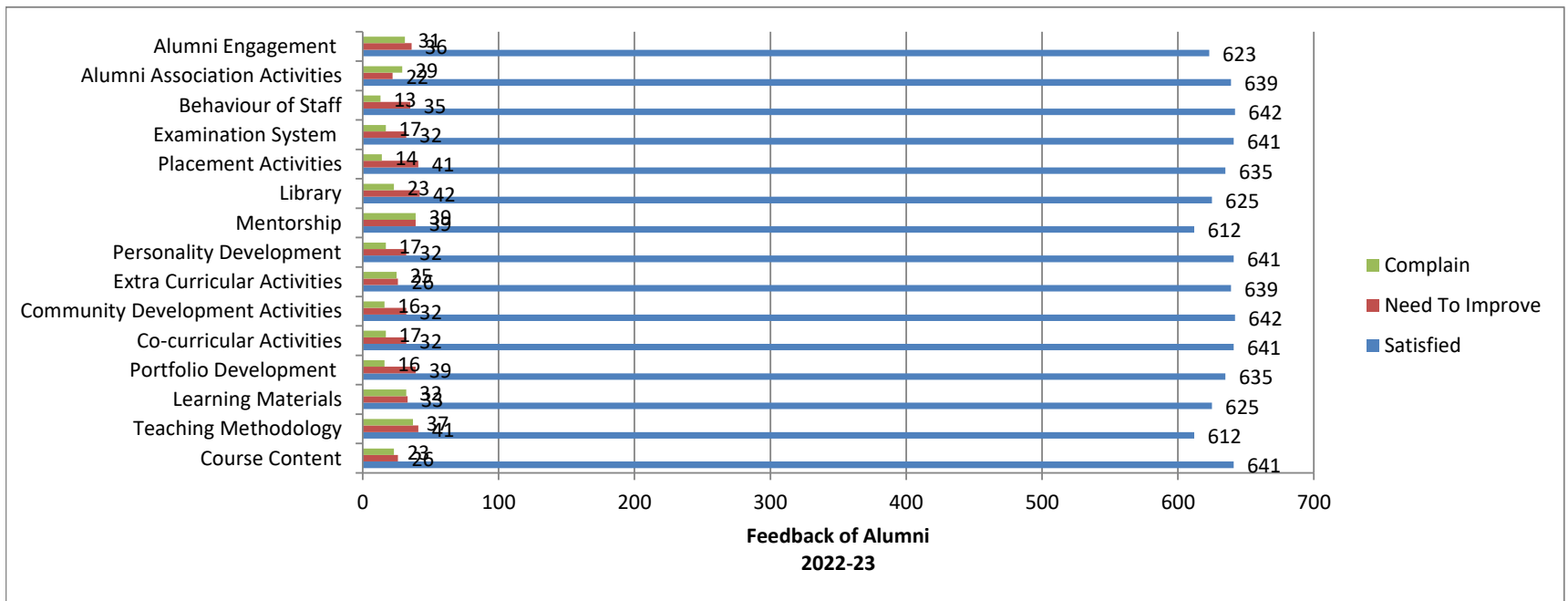
S.no	Feedback For	Satisfied	Need To Improve	Complain	Total Students
1	Course	1759	65	51	1875
2	Program	1786	41	48	1875
3	Teaching Methodology	1768	75	32	1875
4	Learning Materials	1777	56	42	1875
5	Portfolio Development Classes	1782	49	44	1875
6	Co-curricular Activities	1799	41	35	1875
7	Community Development Activities	1789	46	40	1875
8	Extra Curricular Activities	1795	52	28	1875
9	Extra Classes	1801	32	42	1875
10	Mentorship	1803	35	37	1875
11	Library	1777	56	42	1875
12	Placement Activities	1782	49	44	1875
13	Examination Policies, Evaluation, Re-evaluation and Grievance Services	1799	41	35	1875
14	Behaviour of Academic Staff	1789	46	40	1875
15	Hostel Services including mess, canteen, gymnasium and other facilities	1785	55	35	1875
16	Transport Service	1795	54	26	1875
Total Participants					



Employers Feedback for 2022-23					
S.no	Feedback For	Satisfied	Need To Improve	Complain	Total Employers
1	Course Content	301	38	17	356
2	Learning Materials	285	39	32	356
3	Portfolio Development	278	56	22	356
4	Co-curricular Activities	299	45	12	356
5	Community Development Activities	286	49	21	356
6	Mentorship	273	42	41	356
7	Extra Curricular Activities	301	41	14	356
8	Placement Activities	285	32	39	356
9	Communication and Personality Traits of students	278	48	30	356
10	Technical Knowledge of Students	299	32	25	356
11	Leadership Skills of Students	286	32	38	356
12	Innovativeness/ Creativity of Students	273	41	42	356
	Total Participants				

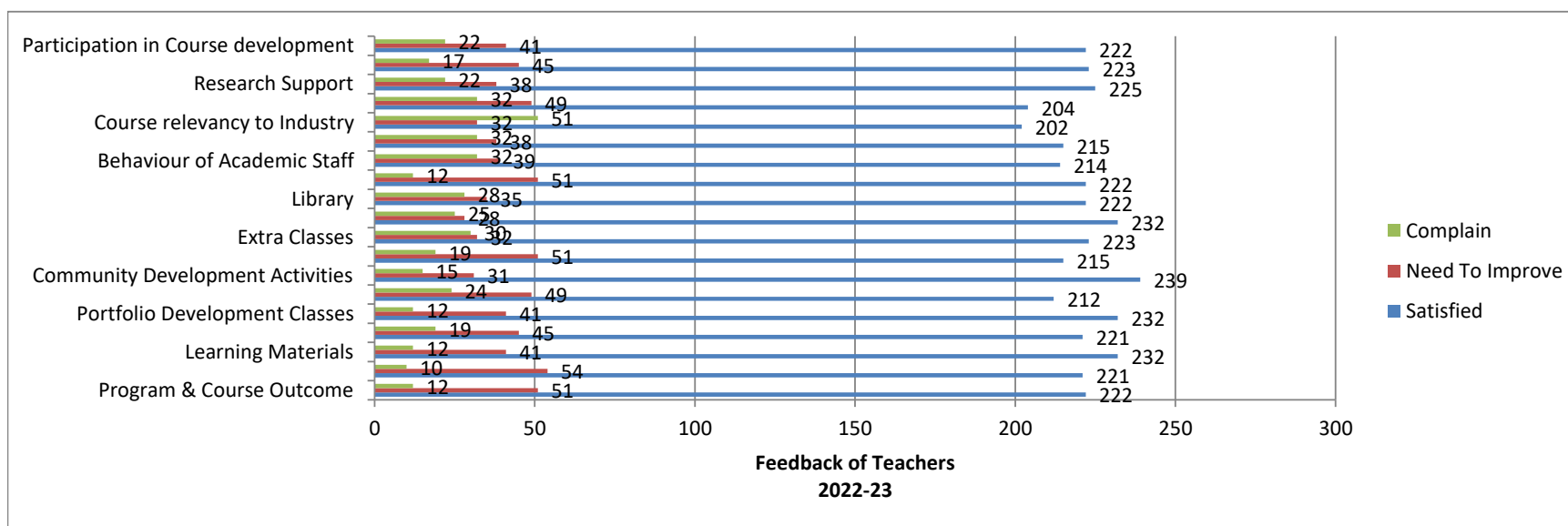


Alumni Feedback for 2022-23					
S.no	Feedback For	Satisfied	Need To Improve	Complain	Total Employers
1	Course Content	641	26	23	690
2	Teaching Methodology	612	41	37	690
3	Learning Materials	625	33	32	690
4	Portfolio Development	635	39	16	690
5	Co-curricular Activities	641	32	17	690
6	Community Development Activities	642	32	16	690
7	Extra Curricular Activities	639	26	25	690
8	Personality Development	641	32	17	690
9	Mentorship	612	39	39	690
10	Library	625	42	23	690
11	Placement Activities	635	41	14	690
12	Examination System	641	32	17	690
13	Behaviour of Staff	642	35	13	690
14	Alumni Association Activities	639	22	29	690
15	Alumni Engagement	623	36	31	690
	Total Participants				



Teachers Feedback for 2022-23

S.no	Feedback For	Satisfied	Need To Improve	Complain	Total Employers
1	Program & Course Outcome	222	51	12	285
2	Teaching Methodology	221	54	10	285
3	Learning Materials	232	41	12	285
4	Academic Profile	221	45	19	285
5	Portfolio Development Classes	232	41	12	285
6	Co-curricular Activities	212	49	24	285
7	Community Development Activities	239	31	15	285
8	Extra Curricular Activities	215	51	19	285
9	Extra Classes	223	32	30	285
10	Mentorship	232	28	25	285
11	Library	222	35	28	285
12	Placement Activities	222	51	12	285
13	Behaviour of Academic Staff	214	39	32	285
14	Residential Services	215	38	32	285
15	Course relevancy to Industry	202	32	51	285
16	Freedom to adopt latest technology in teaching-learning	204	49	32	285
17	Research Support	225	38	22	285
18	Staff welfare schemes	223	45	17	285
19	Participation in Course development	222	41	22	285
	Total Participants				



2094

