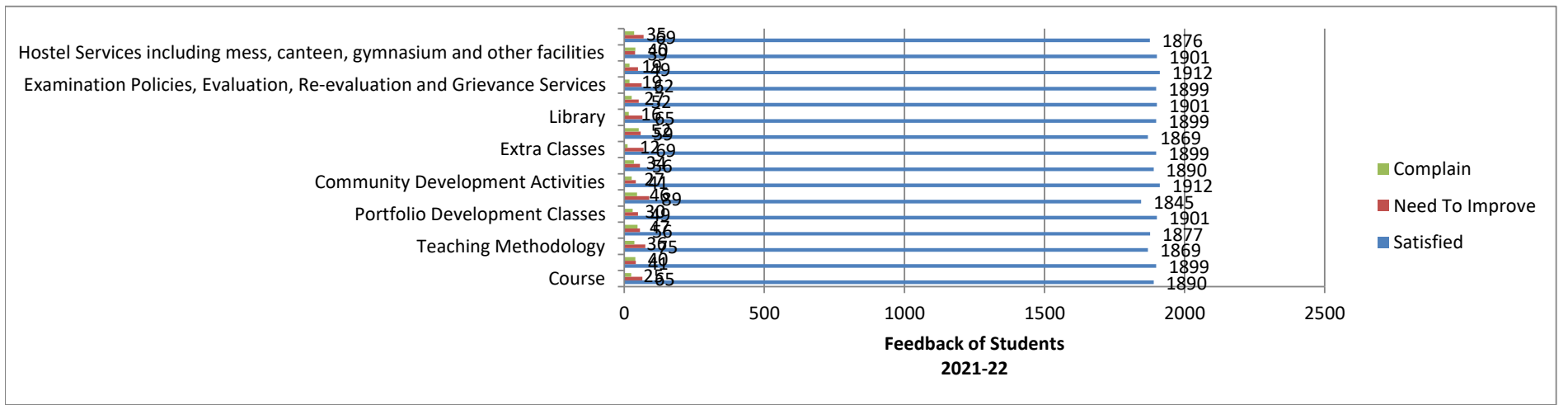


JAYOTI VIDYAPEETH WOMEN'S UNIVERSITY, JAIPUR

Feedback by the Stakeholders (Teachers, Students, Alumni & Employers)

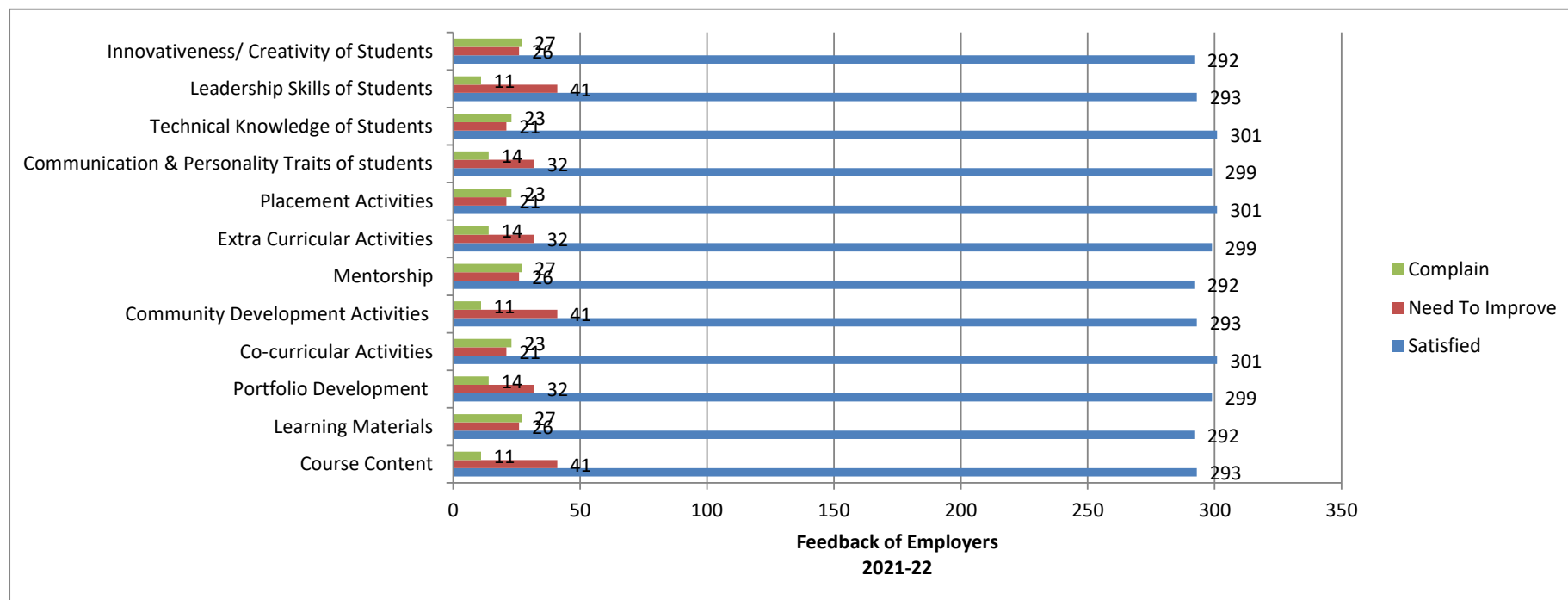
Students Feedback for 2021-22

S.no	Feedback For	Satisfied	Need To Improve	Complain	Total Students
1	Course	1890	65	25	1980
2	Program	1899	41	40	1980
3	Teaching Methodology	1869	75	36	1980
4	Learning Materials	1877	56	47	1980
5	Portfolio Development Classes	1901	49	30	1980
6	Co-curricular Activities	1845	89	46	1980
7	Community Development Activities	1912	41	27	1980
8	Extra Curricular Activities	1890	56	34	1980
9	Extra Classes	1899	69	12	1980
10	Mentorship	1869	59	52	1980
11	Library	1899	65	16	1980
12	Placement Activities	1901	52	27	1980
13	Examination Policies, Evaluation, Re-evaluation and Grievance Services	1899	62	19	1980
14	Behaviour of Academic Staff	1912	49	19	1980
15	Hostel Services including mess, canteen, gymnasium and other facilities	1901	39	40	1980
16	Transport Service	1876	69	35	1980
	Total Participants				

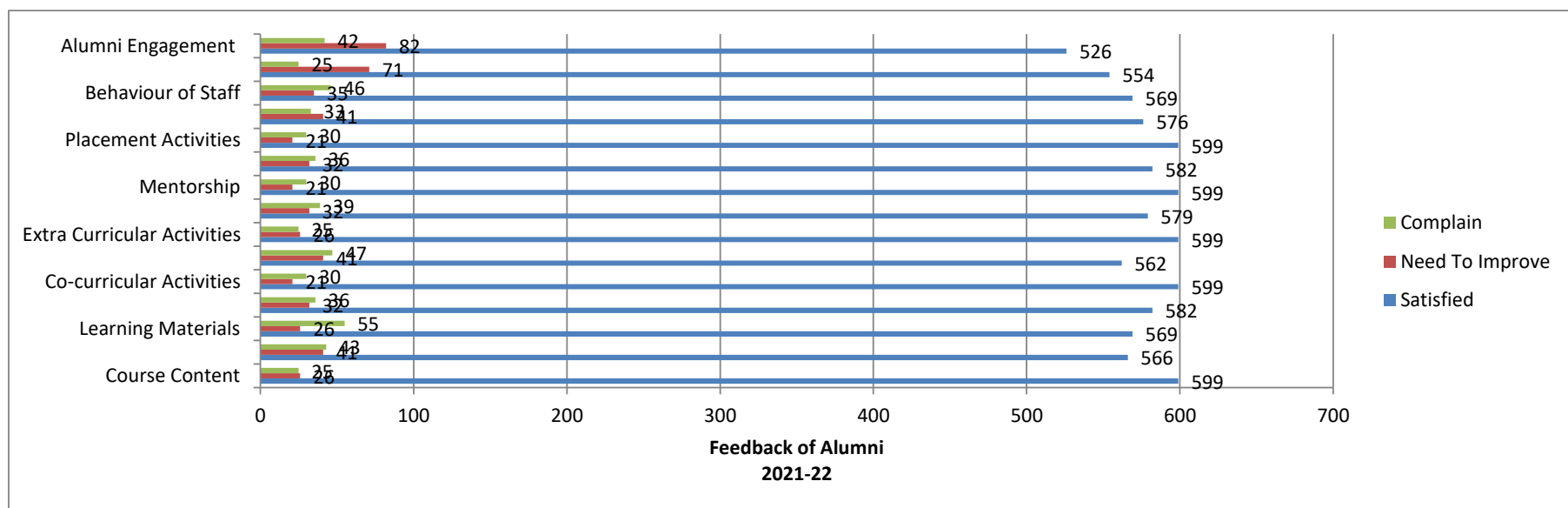


Employers Feedback for 2021-22

S.no	Feedback For	Satisfied	Need To Improve	Complain	Total Employers
1	Course Content	293	41	11	345
2	Learning Materials	292	26	27	345
3	Portfolio Development	299	32	14	345
4	Co-curricular Activities	301	21	23	345
5	Community Development Activities	293	41	11	345
6	Mentorship	292	26	27	345
7	Extra Curricular Activities	299	32	14	345
8	Placement Activities	301	21	23	345
9	Communication & Personality Traits of students	299	32	14	345
10	Technical Knowledge of Students	301	21	23	345
11	Leadership Skills of Students	293	41	11	345
12	Innovativeness/ Creativity of Students	292	26	27	345
	Total Participants				

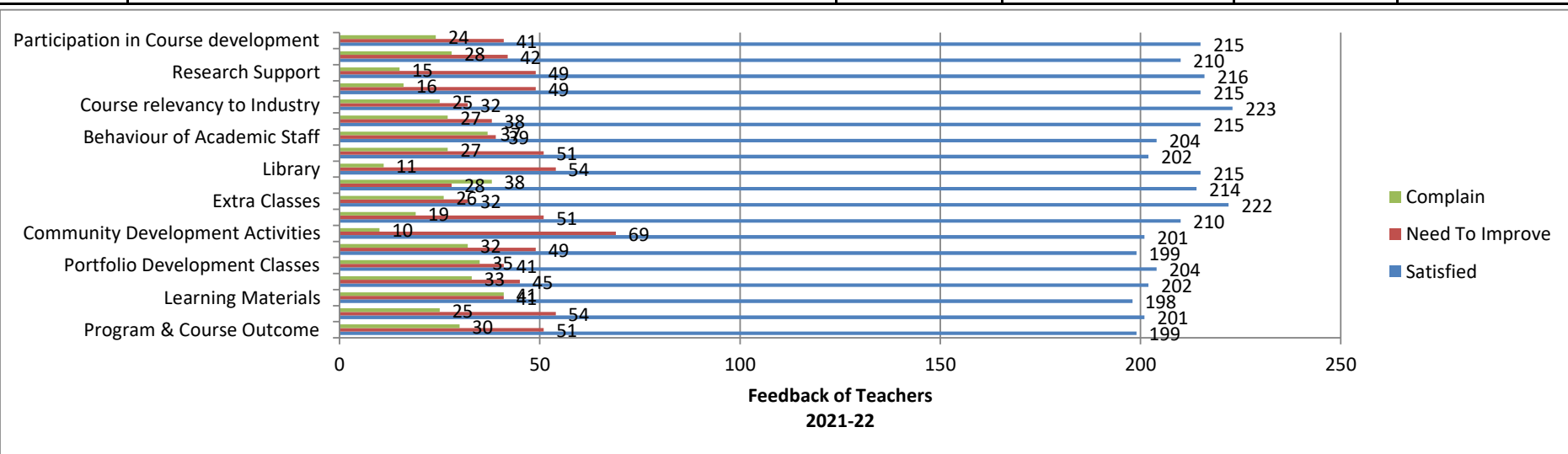


S.no	Feedback For	Satisfied	Need To Improve	Complain	Total Employers
1	Course Content	599	26	25	650
2	Teaching Methodology	566	41	43	650
3	Learning Materials	569	26	55	650
4	Portfolio Development	582	32	36	650
5	Co-curricular Activities	599	21	30	650
6	Community Development Activities	562	41	47	650
7	Extra Curricular Activities	599	26	25	650
8	Personality Development	579	32	39	650
9	Mentorship	599	21	30	650
10	Library	582	32	36	650
11	Placement Activities	599	21	30	650
12	Examination System	576	41	33	650
13	Behaviour of Staff	569	35	46	650
14	Alumni Association Activities	554	71	25	650
15	Alumni Engagement	526	82	42	650
	Total Participants				



Teachers Feedback for 2021-22

S.no	Feedback For	Satisfied	Need To Improve	Complain	Total Employers
1	Program & Course Outcome	199	51	30	280
2	Teaching Methodology	201	54	25	280
3	Learning Materials	198	41	41	280
4	Academic Profile	202	45	33	280
5	Portfolio Development Classes	204	41	35	280
6	Co-curricular Activities	199	49	32	280
7	Community Development Activities	201	69	10	280
8	Extra Curricular Activities	210	51	19	280
9	Extra Classes	222	32	26	280
10	Mentorship	214	28	38	280
11	Library	215	54	11	280
12	Placement Activities	202	51	27	280
13	Behaviour of Academic Staff	204	39	37	280
14	Residential Services	215	38	27	280
15	Course relevancy to Industry	223	32	25	280
16	Freedom to adopt latest technology in teaching-learning	215	49	16	280
17	Research Support	216	49	15	280
18	Staff welfare schemes	210	42	28	280
19	Participation in Course development	215	41	24	280
	Total Participants				



2242

